


Beavers Creative Activity Badge at Chelmsford Museum



Hi there. I'm Sparky from Chelmsford Museum.

Do you like using your imagination and making things? Chelmsford Museum is full of amazing things that will inspire creative ideas. Come and visit and I'll show you around and help you earn your Creative Activity Badge.

Before you visit the museum:

Print out the activity sheets below. Cut the pages in half and staple them along the top to make your own 'Creative Activity Badge Booklet'. You will be able to draw and stick pictures in as you do the activities to show your leaders and other Beavers everything you have done to earn this badge.

When you visit the museum:


Remember to bring your 'Creative Activity Badge Booklet' and a pencil. You will be able to borrow everything else you need from the Explorer Zone, opposite the front door. It is all free to borrow: a clipboard, 'Time Travel Mysteries bag' and the box of building materials for the 'Build it!' challenge.

If you are coming specially to use the 'Time Travel Mysteries bag' and building materials, please let us know before you visit and we will reserve them for you. Ring: 01245 605700

Sharing your stories and adventures:

You could ask the adult with you to take some photos of things you do and use their phone to record you telling a story so you can share it with your leaders and other Beavers.

Come and have fun.



CREATIVE ACTIVITY BADGE BOOKLET

Activity 1: Do a performance


Story telling challenge

Pick up the **'Time Travel Mysteries bag'** from the Explorer Zone opposite the front door and take a journey into your imagination.

Use the treasures in the bag to help you create and tell your own story.

Recording your performance:

Ask the adult with you if they can use their phone to film you telling your story so you can share it with your leaders and Beaver friends.



Activity 2: Try a craft

Crafty bingo: Throughout history people have used materials to make decorative and useful things. As you explore the museum, see if you can find objects made from the materials in the boxes. Draw a picture or write what the object is.

Can you find a row?

| | | |
|------------|---------|-------|
| Stone | Leather | Clay |
| Embroidery | Wood | Paint |
| Mosaic | Glass | Metal |


Craft Challenge:

What craft would you like to try at home?

What materials will you use?

What will you make?

A picture of my craft



Activity 3: Construct something


Building time!



Can you find this object?
(look downstairs)


Can you see what it was used to
bolt together?

Can you find this picture?



The tall posts in the picture were used to hold up an aerial wire that sent radio signals. The aerial had to be high so the radio signal would travel further.

The posts were so tall they would bend in the wind. Look for the wires from the post to the ground to stop the posts bending. Can you see the triangle shape they make?



Did you know?

Triangles are very strong shapes.
Adding triangles to structures can make them stronger.


Building challenge:

Borrow the **'Build it!'** box from the Explorer Zone, opposite the front desk and find a quiet place to build.

What is the tallest free-standing tower you can build?

What else will you build?

Picture of my structure



Activity 4: Use your imagination

Superheroes: Chelmsford Museum has its own History Hacker superheroes.

You can find out all about them from their top trump cards on the wall in the Explorer Zone.

Each of the History Hackers has a name, a superpower, a special object and a link to a period in history.

And of course, they all love exciting missions!



Superhero challenge: Turn yourself into a superhero and create your own 'superhero' top trump card on the next page

What will you look like?

What superpowers will you have?

What will your superhero name be?

What adventures will you have?



SUPER-HERO TOP TRUMP CARD

Superhero:

Picture of my superhero

Age:

Superpowers:

Other important information:

Adventures: