


## Brownies Local Knowledge Activity Badge at Chelmsford



Hi there. I'm Sparky from Chelmsford Museum.

Did you know that the first Chelmsford Carnival happened in 1922? People dressed up and decorated cars and lorries for a big parade through the town, celebrating important Chelmsford people, places and events from the past and present. It was really spectacular!



Visit Chelmsford Museum and have fun exploring Chelmsford's past right back to the Stone Age, and plan your own 'Carnival Party' to earn your Local History Badge. I'll show you around and give you lots of help.

### **Before you visit the museum:**

Print out the activity sheets below. Cut the pages in half and staple them along the top to make your own 'Carnival Party' booklet to keep your ideas in. When you have planned your 'Carnival Party' you will be able to invite your leaders and Brownie friends to share what you have done to earn your badge.

### **When you visit the museum:**

Remember to bring your 'Carnival Party' booklet and a pencil. You can borrow a clipboard from the Explorer Zone, opposite the front door.

### **Sharing your stories and adventures:**

You could ask the adult with you to take some photos of things you do and put these pictures into your booklet or do your own drawings.

# Carnival Party Planner Booklet



*Brownie Local History Interest Badge*

## Local History badge activities 1 + 3:

### Landmarks and On the map

#### Carnival Party Challenge


Your challenge is to plan a special 'Carnival Party' to celebrate Chelmsford's amazing history – people, places and events.

As you explore the museum use your 'Carnival Party Planner' booklet to help you and choose things for your party. Try and find things from the different rooms. I have suggested some good places to look.

Draw pictures or put photos of things you 'collect'. See what interesting facts you can discover.

**And remember, with my time travelling magic the things you choose will all be new and real on 'Carnival Party' day!**

**Have fun exploring the museum**



**Food and drink**

Things food and drink will be served in:

*Some rooms to explore: Victorian Kitchen, Anglo Saxons, Medieval Gallery and Essex Regiment*

**A splendid Historic venue (place for the party)**

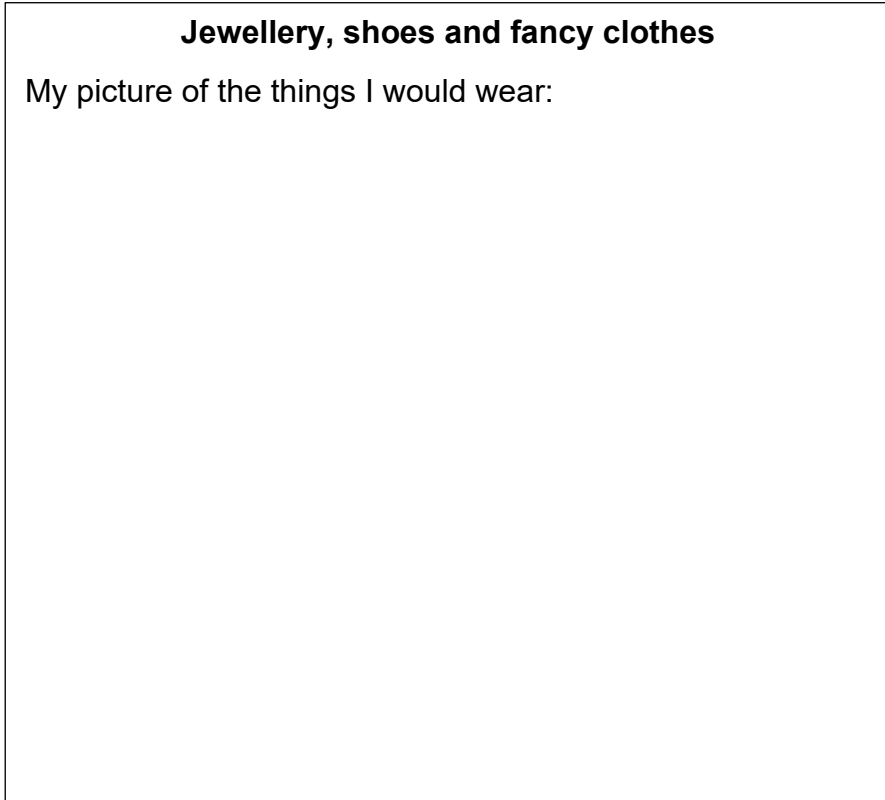
My picture of this place: \_\_\_\_\_

Why I chose this place:

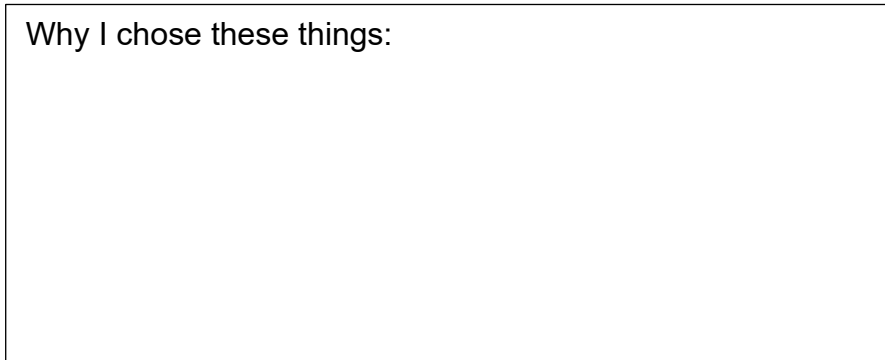
*Some rooms to explore: Tudor and Stuarts, Roman and Victorians Galleries*

**Jewellery, shoes and fancy clothes**

My picture of the things I would wear:




Why I chose these things:



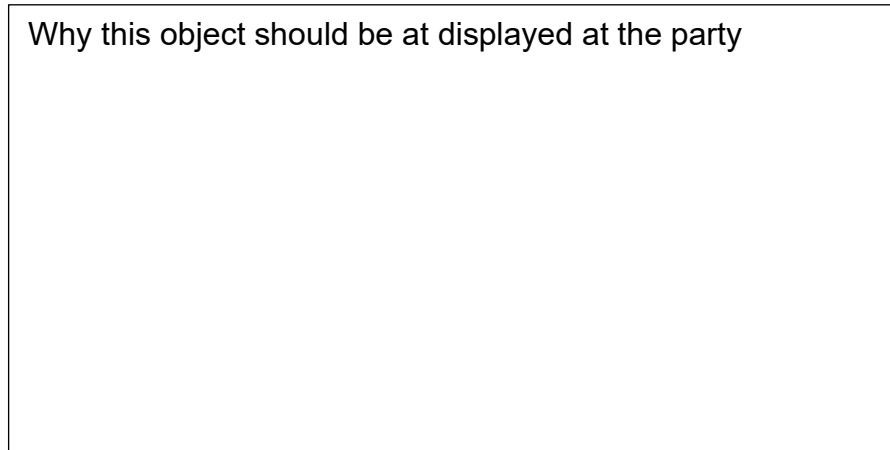
*Some rooms to explore: Costume Gallery, Twentieth Century Gallery and Essex Regiment Museum*

**Star object to display at the party**

A picture of: \_\_\_\_\_



Why this object should be displayed at the party



*Some rooms to explore: Anywhere*

**Guest Speaker**

The interesting things I think \_\_\_\_\_  
would talk about:

My picture of an object they would bring to show everyone:

*Some rooms to explore: Victorian Gallery and Bright Sparks  
Gallery*

**A sport or game for guests to play**

My picture of: \_\_\_\_\_

Why I think this would be fun:

*Some rooms to explore: Toys and Childhood Gallery and  
Twentieth Century Gallery*

## Badge activity 2: Treasures

Well done. The party is going to be a big success. Before you share your 'Carnival Party' with your Brownie pack have fun making a few things at home for party day.



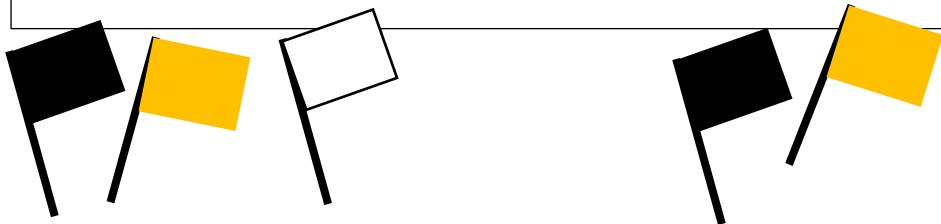
### Carnival flags challenge:

Print and cut out triangle or rectangular flags.

Draw or stick pictures of different things from Chelmsford's past and present onto the flags.

Sellotape them onto some string to make bunting for your 'Carnival Party' or attach them to sticks to make flags for your party guests.

You could try your putting your flags in date order – from Prehistoric Chelmsford to the present day!



## Badge activity 2: Treasures

From Stone Age times right up to today, as different people have come to live in Chelmsford they have bought new recipes, stories and inventions.


### Party treasure challenge

Be inspired by things you discovered in the museum and make something for your 'Carnival Party'.

It could be a recipe that is special to you, a new invention or a craft you make. You could even write your own 'Time traveller' story about Chelmsford's past to entertain your guests. You choose.

**Have fun sharing all your 'Carnival Party' with your Brownie pack, friends and family.**

If you need more help pick up the 'Time Travel Mysteries' or 'Art Quest and Time to Change' challenge bags from the Explorer Zone opposite the front desk. They are free to borrow.



**Flag templates**

